



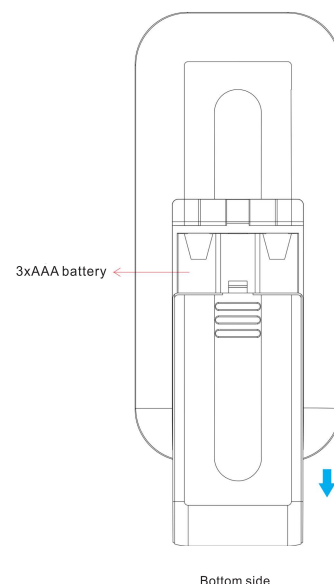
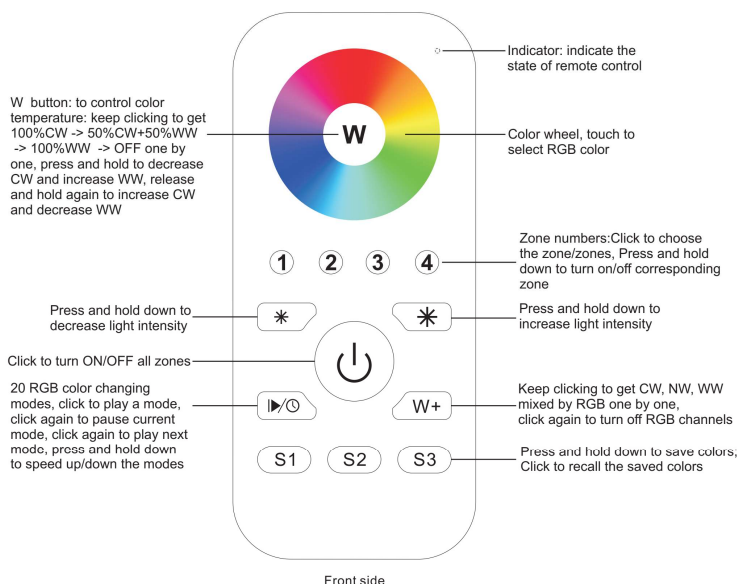
## BLE Smart Remote, RSS02



- Wireless smart control by L&E Application “Zense+”
- Bluetooth mesh Protocol, Low power consumption
- Maximum 15m operating range between each nodes
- Fully control function
  - Basic control, On-off, Dim up-down
  - RGB touchable color wheel
  - 4 separated zones control
  - 3 memorable scenes
  - White color mixed for CCT tunable and RGBW
  - 20 Default dynamic scenes

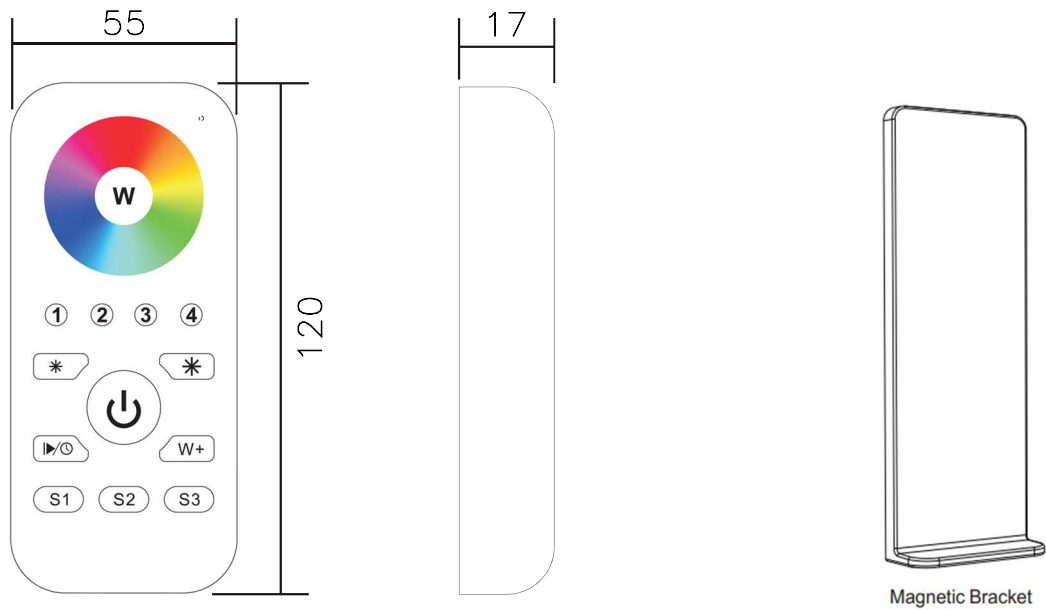
### Specification

Model	ZCG2-BT-SR-RSS02-ID-IA
Operation Voltage	4.5V(3xAAA Battery)
Dimmable Range	1-100%
IP Rating	IP20
Cover	Black/ Polycarbonate
Ambient Temperature	0 ~ 40°C
Relative Humidity	8 ~ 80°C
Dimension	120x55x17mm



# BLE Smart Remote, RSS02

## Dimensions (mm)



## Paring Step


### Pair with RF+Bluetooth Receiver

**Step 1:** Do wiring the receiver according to wiring diagram (please refer to the instruction of RF+Bluetooth receiver that you would like to pair with).



**Step 3:** Click the "Prog" button or "Reset" button on the receiver or re-power on the receiver three times continuously to set it into pairing status.

**Step 5:** Then immediately touch the color wheel, LED lights connected with the receiver flicker once means the receiver is paired with zone 4 successfully.



**Step 4:** Click a zone button to select a zone (e.g. zone 4).

**Step 2:** Click to activate the remote.